

Table(1): Average numbers of the *B. tabaci* and *E. decipiens* on cucumber and common bean varieties cultivated in greenhouse, Minia Governorate, during 2007.

Date	<i>B. tabaci</i> /10 leaves								<i>E. decipiens</i> /10 leaves						
	Cucumber				Common bean				Cucumber				Common bean		
	Katia	Passandra	Nile	Asna	Novax	Kentackey Wonder	A Slin Wonder		Katia	Passandra	Nile	Asna	Novax	Kentackey Wonder	A Slin Wonder
Feb.	18	4.50	2.50	4.00	1.75	1.50	0.50	0.75	0.75	0.25	0.75	0.50	0.50	0.50	0.75
	25	7.25	4.75	7.25	2.25	1.50	0.75	1.75	1.00	0.75	0.75	0.50	1.75	0.75	1.25
March	4	19.50	12.75	13.75	8.50	4.00	1.75	2.75	0.75	1.00	0.50	1.0	1.75	1.00	1.50
	11	32.25	24.75	29.00	12.00	4.75	2.50	2.75	1.50	1.50	0.75	1.00	2.25	1.50	0.75
	18	45.50	36.25	39.00	20.00	6.75	4.50	3.50	1.75	1.00	1.25	0.75	4.75	4.00	3.50
	25	41.00	36.00	37.50	22.00	10.50	4.50	6.50	4.00	1.75	2.50	1.75	5.25	2.75	3.25
April	1	61.50	41.25	51.00	38.25	15.50	7.50	10.00	4.00	2.00	2.75	1.75	6.75	6.75	4.75
	8	65.25	48.50	60.50	40.50	19.50	12.25	17.50	3.00	3.00	2.75	2.25	11.75	4.00	8.50
	15	66.75	51.00	60.25	43.00	24.75	15.25	22.75	3.75	4.00	4.75	2.75	15.25	10.75	14.00
	22	73.00	67.50	57.50	49.25	26.00	18.00	24.75	7.25	5.50	6.50	4.50	17.25	12.00	14.75
	29	71.00	50.25	59.75	39.00	21.00	13.75	22.75	4.50	3.00	4.25	4.25	11.75	7.25	10.00
May	6	64.50	48.25	53.50	29.75	18.75	11.50	19.25	6.00	2.75	4.25	3.00	8.75	5.50	7.50
	13	44.50	41.75	39.50	21.75	15.50	12.00	13.00	4.50	3.00	4.50	2.00	8.50	4.50	5.25
	20	36.50	23.25	30.50	18.75	14.50	9.50	10.50	5.25	2.25	2.25	2.00	5.75	1.75	4.75
Mean		45.21A	34.91C	38.79B	24.77D	13.18A	8.16C	11.32B	3.43A	2.27C	2.75B	2.04C	7.29A	4.50C	5.75B

L.S.D. 0.05

Var.

0.784

0,574

0.348

0.461

Table(2): Average numbers of the *B. tabaci* and *E. decipiens* on cucumber and common bean varieties cultivated in greenhouse, Minia Governorate, during 2008.

Date	<i>B. tabaci</i> /10 leaves								<i>E. decipiens</i> /10 leaves							
	Cucumber				Common bean				Cucumber				Common bean			
	Katia	Passandra	Nile	Asna	Novax	Kentackey Wonder	A Slin Wonder		Katia	Passandra	Nile	Asna	Novax	Kentackey Wonder	A Slin Wonder	
Feb.	10	2.75	1.75	1.50	1.00	0.75	0.50	0.50	0.25	0.25	0.75	0.25	0.50	0.50	0.50	
	17	3.25	2.25	1.75	1.50	1.00	0.50	0.75	0.50	0.50	0.50	0.50	0.50	0.50	0.50	
	24	3.50	1.75	3.50	1.50	1.00	0.50	1.50	1.00	0.50	0.50	0.50	1.75	1.25	1.50	
March	2	5.75	3.75	4.75	1.75	1.75	1.75	2.50	0.75	0.75	0.50	0.50	1.25	1.75	1.75	
	9	7.00	5.50	7.25	4.25	1.75	1.50	2.00	0.75	1.00	0.50	1.00	1.50	1.25	1.75	
	16	10.00	10.00	11.00	4.25	5.00	2.50	1.50	1.50	0.75	0.75	1.50	2.75	1.75	1.25	
	23	20.50	11.25	18.50	9.50	7.00	4.00	4.50	1.25	1.50	1.50	0.50	3.75	1.50	2.25	
	30	30.00	22.50	24.25	18.50	7.50	6.25	7.50	1.25	1.00	1.25	1.00	4.25	2.25	2.50	
April	6	50.25	40.50	47.75	31.25	10.75	6.75	8.25	3.00	1.75	1.75	1.75	5.75	2.75	4.50	
	13	59.50	58.50	60.50	41.50	19.00	9.25	14.50	4.75	2.00	2.50	2.00	10.00	4.00	8.50	
	20	62.00	60.25	61.75	45.00	25.50	14.25	14.00	7.75	5.50	6.00	5.50	17.25	10.75	14.75	
	27	59.75	46.75	51.00	39.50	18.50	13.50	17.25	5.25	3.75	5.25	4.00	14.25	9.00	13.00	
May	4	44.25	39.75	40.75	26.25	18.25	10.75	14.25	5.00	3.50	4.00	3.00	8.50	7.25	8.00	
	11	37.50	29.00	33.25	15.50	9.00	6.00	7.50	2.75	2.75	3.75	1.75	7.25	2.25	4.00	
Mean		28.29A	23.89C	26.25B	17.23D	9.03A	5.57C	7.25B	2.55A	1.82BC	2.11B	1.70C	5.66A	3.34C	4.62B	

L.S.D. 0.05

Var.

0.594

0.481

0.311

0.889

2007

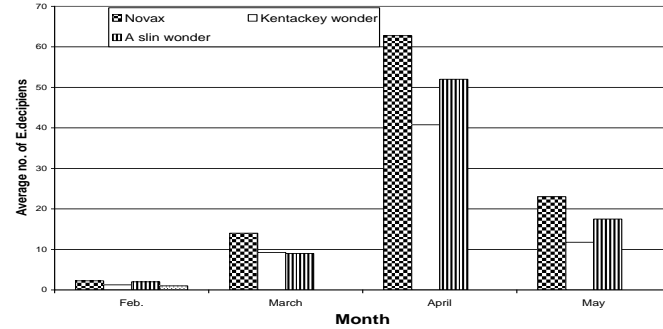
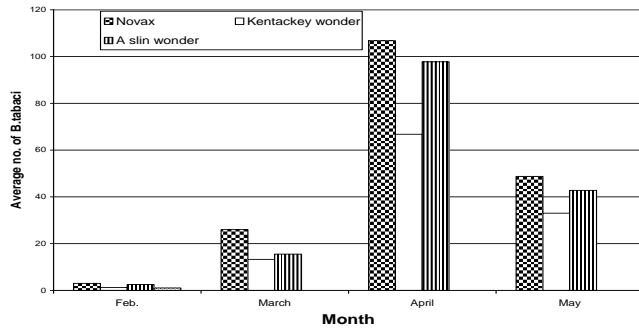
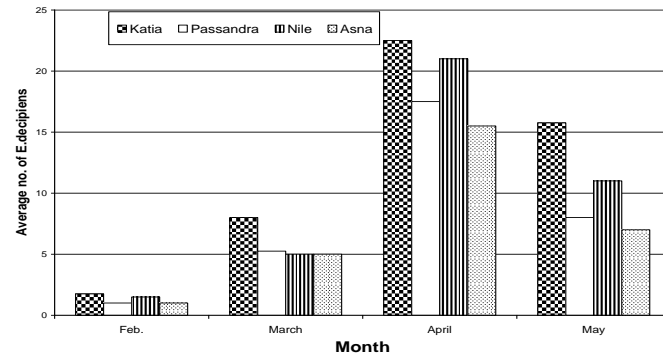
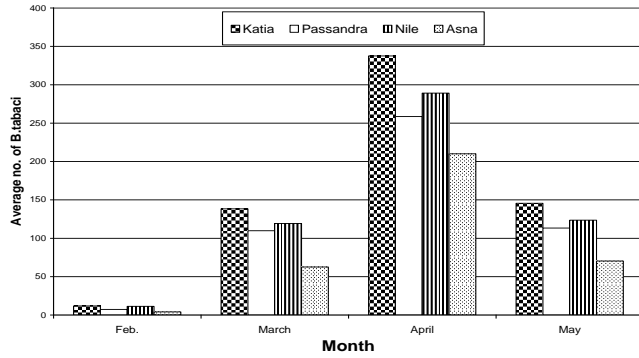


Fig. (1): Monthly fluctuations of the *B. tabaci* and *E. decipiens* on cucumber and common bean cultivated in greenhouse, Minia Governorate, during 2007.

2008

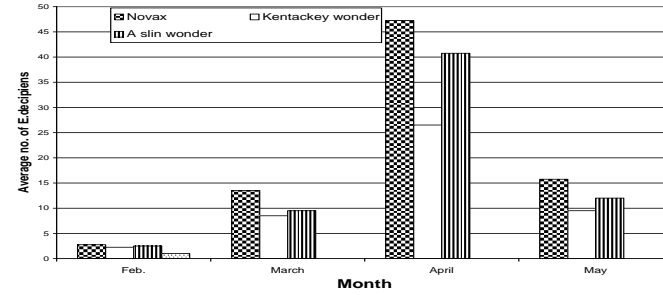
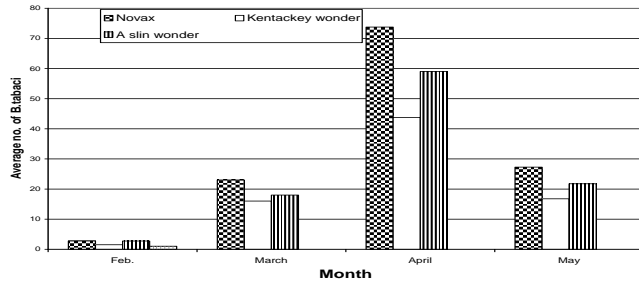
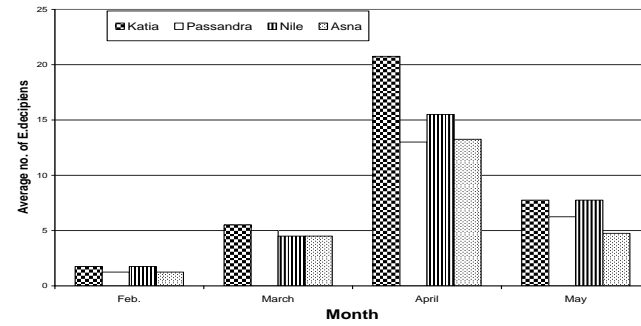
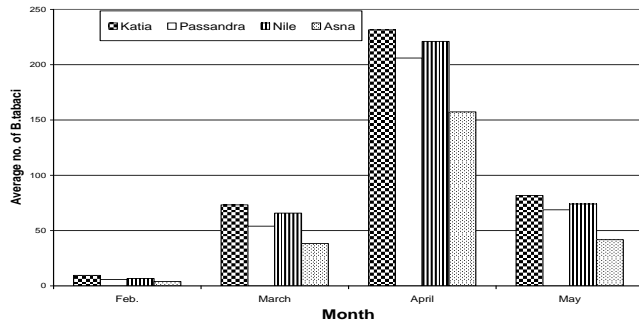


Fig. (2): Monthly fluctuations of the *B. tabaci* and *E. decipiens* on cucumber and common bean cultivated in greenhouse, Minia Governorate, during 2008.