

(Original Article)



## Investigating the Impact of Vermicompost, Humic Acid and Biostimulants Application on Growth, Productivity and Essential Oil Profile of Coriander (*Coriandrum sativum* L.) Plants

Ahmed A. Mahmoud<sup>1\*</sup>; Mostafa F. Ibrahim<sup>1</sup>; Hassan M. Al-Sayed<sup>2</sup> and Fatma A. Fouad<sup>3</sup>

<sup>1</sup>Department of Horticulture, Faculty of Agriculture, Al-Azhar University, Assiut, Egypt.

<sup>2</sup>Department of Soil and Water, Faculty of Agriculture, Al-Azhar University, Assiut, Egypt.

<sup>3</sup>Central Laboratory for Organic Farming, Agricultural Research Center, Giza, Egypt.

\*Corresponding author e-mail: [ahmedali777777111@gmail.com](mailto:ahmedali777777111@gmail.com)

DOI: 10.21608/AJAS.2025.407052.1519

© Faculty of Agriculture, Assiut University

### Abstract

This study was conducted over two consecutive seasons (2022/2023) and 2023/2024) at the Farm of the Faculty of Agriculture, Al-Azhar University (Assiut Branch), Egypt, to evaluate the effects of two organic manure types (vermicompost and humic acid) and foliar applications of biostimulants (chitosan, amino acids, and dry yeast extract) on vegetative growth, yield, volatile oil production, and chemical composition of coriander (*Coriandrum sativum* L.) plant. Among five organic manure treatments, vermicompost at 5 m<sup>3</sup>/fed produced the best results, with plants showing the greatest number of branches, dry herb weight, fruit yield, and volatile oil quality. Foliar application of dry yeast extract at 10 g/l significantly enhanced vegetative growth, yield, volatile oil content, and chemical composition. The combination of vermicompost at 5 m<sup>3</sup>/fed and dry yeast extract at 10 g/l achieved the highest values of all recorded parameters, demonstrating a synergistic effect between both treatments that significantly improved plant performance. It is recommended that coriander plants could be treated with the combination of vermicompost at 5 m<sup>3</sup>/fed and dry yeast extract at 10 g/l to optimize growth, yield, and essential oil quality.

**Keywords:** *Coriandrum sativum*, Biostimulants, Humic acid, Vermicompost, Volatile oil.

### Introduction

Coriander (*Coriandrum sativum* L.), an annual herb belongs to family *Apiaceae*, is widely cultivated for its culinary uses and distinctive aroma, as noted by Scandar *et al.* (2023) and Ganesan *et al.* (2013). Its leaves (known as cilantro or Chinese parsley) and seeds are used in cooking and various industries. Coriander has health benefits, including antimicrobial properties against bacteria like *Escherichia coli* and *Staphylococcus aureus*, as researched by Kac'ániová *et al.* (2020), Shoaib *et al.* (2023), Dima *et al.* (2016), Silva *et al.* (2011), and Mandal and Mandal (2015). The compound linalool, the main component of the essential oil, contributes to anticancer, anti-inflammatory, and antioxidant effects (Kamatou and Viljoen, 2008), with additional properties such as anticarcinogenic (Huang *et al.*, 2020), antioxidant (Ghazanfari *et al.*, 2020), and anti-diabetic (Hajlaoui *et al.*, 2021).

Organic farming, using organic fertilizers and biostimulants, supports sustainable agriculture by improving soil fertility, conserving resources, and promoting environmentally friendly food production (Moradir, 2009; Jahan *et al.*, 2010; Darzi *et al.*, 2011; Zarandi *et al.*, 2011). Vermicompost (VC) is an organic fertilizer produced by earthworms digesting organic wastes such as manure and crop residues (Arancon *et al.*, 2004). It enhances soil's physical, chemical, and biological properties by improving water and nutrient absorption, increasing soil porosity, and promoting aeration and drainage (Darzi *et al.*, 2010; Saeednezhad *et al.*, 2010; Asgharipour, 2012). Rich in essential nutrients, vitamins, growth hormones, humic substances, enzymes, and antioxidants, VC is effective for cultivating various plants, including medicinal and ornamental species (Hidalgo *et al.*, 2006; Balaji *et al.*, 2006; Warade *et al.*, 2007; Singh, 2007; Shadanpour *et al.*, 2011). Humic acid (HA), making up 60-70% of soil organic matter, has a complex structure that enhances nutrient retention, soil carbon sequestration, and micronutrient availability (Stevenson, 1982; Newcomb, 2003; Lal, 2016). As a biostimulant and organic mineral fertilizer, HA supplies essential elements and promotes biomass production by modulating enzyme activities and metabolic pathways (Danesh-Talab *et al.*, 2014; Ghanian *et al.*, 2015; Ampong *et al.*, 2022). It also mitigates oxidative damage under stress conditions and enhances growth by influencing hormone fluxes, photosynthesis, and cellular respiration (Ahmad and Ashraf, 2010; Haghighi *et al.*, 2012; Das and Mukherjee, 2015; García *et al.*, 2016; De Azevedo *et al.*, 2019; Altaf *et al.*, 2023).

Chitosan, a biopolymer derived from chitin, is eco-friendly and bioactive, with antimicrobial properties and high adsorption capacity (Peniston and Johnson, 1980; Dias *et al.*, 2013). It acts as a carrier for agrochemicals, enhances nutrient stability, and activates plant defense mechanisms (Kashyap *et al.*, 2015; Sharif *et al.*, 2018; Eun *et al.*, 2020; Riseh *et al.*, 2022a, b). Additionally, it provides essential nutrients and promotes plant growth, offering a sustainable alternative to chemical fertilizers (Prajapati *et al.*, 2022). Amino acids are vital for protein synthesis and plant growth, improving water and nutrient uptake, stimulating protein synthesis, and boosting carbon assimilation (Abu-Dahi and Al-Younis, 1988; Dreccer *et al.*, 2000; Sharma-Natu and Ghildiyal, 2005). They contribute to cell division, pigment synthesis, and the biosynthesis of natural hormones like indole-3-acetic acid (IAA), gibberellic acid (GA<sub>3</sub>), and ethylene (Ahmed and Abd El-Hameed, 2003; Ahmed *et al.*, 2007, 2014; Madian and Refaai, 2011). Active dry yeast, applied foliarly, enhances plant growth and yield by providing proteins, vitamins, amino acids, and cytokinins (Hegab *et al.*, 1997). It stimulates cell division, promotes growth substances, improves photosynthesis, and increases nutrient availability (Fathy *et al.*, 2000; Tortoura, 2001; Mekhemar and Al-Kahal, 2002; Mohamed, 2005; Medani, 2006). High yeast concentrations elevate cytokinin levels and enhance leaf nutrient content (Somida *et al.*, 2005; El-Yazal and Somida, 2007).

The objective of this study was to improve the performance of field-grown coriander by integrating organic manure with biostimulant substances. Specifically, it aimed to evaluate the effects of these treatments on plant morphology, fruit production, and volatile oil yield, with the goal of providing recommendations for growers in the Assiut Governorate.

## Materials and Methods

### Soil preparation and agricultural operations

A field trial was conducted over two consecutive growing seasons (2022/2023 and 2023/2024) at the Faculty of Agriculture Farm, Al-Azhar University, Assiut, Egypt, to evaluate the response of coriander plants to two types of organic manures (vermicompost and humic acid) and foliar applications of biostimulants (chitosan, amino acids, and dry yeast extract). This study focused on assessing the effects of these treatments on vegetative growth, yield and volatile oil production. Fertilization included superphosphate at 200 kg per fed during soil preparation, nitrogen (ammonium sulphate) at 200 kg per fed, applied in two equal doses (100 kg per fed after thinning and 100 kg per fed at flowering) as described by Nasr-Allah (2012), and potassium (potassium sulphate) at 50 kg per fed with the second nitrogen dose. Coriander seeds were obtained from the Department of Medicinal and Aromatic Plants at the Agricultural Research Center. The experimental design featured three replications per treatment, with each plot consisting of three rows (60 cm wide, 2.1 m long). Sowing occurred on November 10<sup>th</sup> during each season, and thinning was performed 45 days later, retaining two plants per hill (30 cm apart) to achieve 42 plants per plot (44444 plants per fed). Random soil samples from the top 0-30 cm layer were collected and analyzed for physical and chemical properties following standard methods described by Jackson (1973) and detailed in Table 1.

**Table 1. Initial physical and chemical properties of the experimental soil**

Particle size distribution (%)				pH (1:2.5)	EC (ds/m)	CaCO <sub>3</sub> (%)	O.M. (%)	Soluble ions (meq/l)								Total N (%)	Total P (%)	Total K (%)
Sand	Silt	Clay	Texture					Anions				Cations						
								Cl <sup>-</sup>	CO <sub>3</sub> <sup>--</sup>	HCO <sub>3</sub> <sup>--</sup>	SO <sub>4</sub> <sup>--</sup>	Ca <sup>++</sup>	Mg <sup>++</sup>	Na <sup>+</sup>	K <sup>+</sup>			
17.3	29.7	53.0	Clay	7.01	1.12	1.87	1.05	3.29	-	4.89	3.09	5.38	0.57	1.22	4.10	0.78	0.29	0.74

### Experimental design and treatments

A completely randomized block design arranged in a split-plot scheme with three replicates was employed to evaluate the effects of organic manures and biostimulants on coriander plants. The main plots (A) consisted of five organic manure treatments applied to the soil: a control (no organic manure), vermicompost at 2.5 (VC1) and 5 m<sup>3</sup> per feddan (VC2), humic acid at 3 (HA1) and 6 kg per feddan (HA2). The subplots were assigned seven foliar spraying treatments: tap water (control, T1), chitosan at 150 (T2) and 300 ppm (T3), amino acids as a mixture (tryptophan, glycine and phenylalanine) at 100 (T4) and 200 ppm (T5), dry yeast extract at 5 (T6) and 10 g/l (T7). This factorial arrangement resulted in 35 treatment combinations derived from the interaction of the main and subplot factors (A×B).

In both seasons, during the soil preparation phase before planting, vermicompost was systematically incorporated into the soil. Humic acid was applied to the soil three times at two-week intervals, beginning 30 days after sowing. Foliar applications of the designated biostimulants were administered until run-off on three occasions: 60, 75 and 90 days after sowing, with a one-day interval between each spray. All spray solutions included Triton B as a wetting agent, and control plants were sprayed with

tap water. All other field practices, were carried out according to the recommended protocols.

Vermicompost was produced by preparing boxes lined with a metal net at the bottom for proper drainage and aeration. These boxes were filled with raw materials, including animal manure and approximately 500 g of *Eisenia fetida* earthworms, and maintained under optimal heat and humidity conditions for four months. The resulting vermicompost was then incorporated into the top 5 cm layer of soil in the experimental plots before coriander seed planting, with its analysis detailed in Table 2. Humic acid (potassium humate) with a 96% humic acid content was sourced from Abu Zaabal Fertilizers Company.

Chitosan was procured from the National Research Center, Giza, Egypt. The amino acids were acquired from Techno Gene Company (TGC), Dokky, Giza, Egypt. Active dry yeast (*Saccharomyces cerevisiae*) was activated by dissolving it in water with sugar in a 1:1 ratio, followed by overnight incubation to promote yeast reproduction and activation (El-Tohamy *et al.*, 2008). The compositional analysis of active dry yeast, detailed in Table 3.

**Table 2. Nutrient contents of vermicompost**

Nutrient contents												
	Organic carbon (%)	Organic manure (%)	EC (ds/m)	pH	N (%)	P (%)	K (%)	Fe (ppm)	Mn (ppm)	Zn (ppm)	Cu (ppm)	Boron (ppm)
Values	12.8	23.9	3.7	6.9	2.8	1.6	2.2	1972	91.2	27.8	17.9	12.7

**Table 3. Composition of dry yeast extract**

Table 1: Composition of dry yeast extract											
Protein		47%		Minerals		8%		Nucleic acids		8%	
Carbohydrates		33%		Lipids		4%					
Minerals composition (mg/g)											
Na	0.12	Mg	1.65	Fe	0.02	Va	0.04	K	21.0	Cr	2.20
Ca	0.75	Ni	3.00	Mo	0.40	Zn	0.17	P	13.5	Sn	3.00
Si	0.03	Se	0.10	Cu	8.00	Mn	0.02	S	13.5	Li	0.17
Vitamins/Amino acids (mg/g)											
Thiamine		60 - 100		Pyridoxine HCL		28		Biotin		1.3	
Riboflavin		35 - 50		Pantorhenate		70		Cholin		40	
Niacin		300 - 500		Folic acid		5 - 13		Vit. B12		0.001	

## Data collected and measurements

### 1. Growth parameters

At the stage when approximately 50% of the flowers had reached bloom, ten plants were randomly selected from each experimental unit for detailed analysis of key morphological traits. The parameters measured included number of branches and dry weight of herb (g/plant).

### 2. Yield attributes

At the end of the growing season, approximately 170 days after sowing at the fruit maturity stage, yield data were collected from all ten plants per experimental plot. Parameters included fruit yield (recorded as g per plant) and the average fruit weight (g/plant) was extrapolated to calculate fruit yield in kg/fed.

### 3. Volatile oil yield

Air-dried fruit samples were used for volatile oil extraction via hydrodistillation with a Clevenger-type apparatus (Koşar *et al.*, 2007). For each treatment, 100 g fruit samples from three replicates were ground, immersed in distilled water, and distilled for 3 hours. The extracted oil was dried over anhydrous sodium sulfate ( $\text{Na}_2\text{SO}_4$ ), stored at 4°C, and analyzed via gas chromatography-mass spectrometry (GC/MS). The percentage yield of volatile oil was recorded, and oil yield was calculated per plant and per feddan.

### 4. GC-MS analysis of volatile oil

Gas chromatography-mass spectrometry (GC-MS) was performed on volatile oil from five treatment groups: the control and the four most effective treatments (VC1 + T7, VC2 + T7, HA1 + T7, and HA2 + T7). Volatile oil constituents (% composition) was analyzed using a DS Chrom 6200 gas chromatograph with a flame ionization detector (FID). Component separation was achieved via gas-liquid chromatography (GLC), and relative percentages were determined by comparing retention times (RT) with authentic reference samples (Guenther and Joseph, 1978).

### 5. The percentages of nitrogen, phosphorus, and potassium

N, P and k% in dried herb samples were quantified following AOAC (1990) methods.

### 6. Statistical analysis

Experimental data were analyzed using analysis of variance (ANOVA) for a split-plot design. The least significant difference (LSD) test at  $p = 0.05$  was used to assess differences among treatment means (Gomez and Gomez, 1984). Statistical computations were performed using Statistix version 9.0 software (Analytical Software, 2008).

## Results

### 1. Vegetative growth traits

Table 4 demonstrates the effects of organic fertilizers, VC, and HA on coriander vegetative growth traits, including number of branches, and herb dry weight. Both fertilizers significantly improved these traits compared to the untreated control. The VC2 treatment yielded the highest results, with branch counts of 10.25 and 11.09, and herb dry weights of 50.9 and 58.3 g in the respective seasons. The HA2 treatment followed, with branch counts of 9.59 and 10.62, and herb dry weights of 41.8 and 48.5 g over the two seasons, respectively. These enhancements were statistically significant relative to the control. No significant differences were observed between VC1 and HA1 for branch numbers in both seasons.

Table 4 indicates that biostimulants significantly enhanced coriander growth compared to the control, except for T4, which had no significant effect on branch numbers in either season. Foliar applications improved vegetative traits, with T7 achieving the greatest branch numbers of 9.76 and 10.86, and the highest herb dry weights of 44.9 g and 51.4 g in the two seasons, respectively.

**Table 4. Impact of organic fertilizers types, foliar-applied biostimulants, and their interactions on plant height (cm), branches number/plant and herb dry weight/plant (g) of coriander during both growing seasons**

Biostimulant substances (B)	Organic manures (A)											
	First season						Second season					
	Control	VC1	VC2	HA1	HA2	Means (B)	Control	VC1	VC2	HA1	HA2	Mean (B)
	Branch number/plant											
T1	6.55	7.91	9.33	7.67	8.81	8.06	7.16	8.66	10.21	8.62	9.89	8.91
T2	7.23	8.29	9.95	8.10	9.47	8.61	7.90	9.08	10.88	9.11	10.11	9.41
T3	7.67	9.35	10.52	8.65	9.92	9.22	8.38	10.22	10.99	9.72	10.57	9.98
T4	7.07	8.00	9.74	7.87	9.00	8.33	7.73	8.75	10.29	8.84	10.00	9.12
T5	7.57	8.20	10.32	8.23	9.21	8.71	8.27	8.97	10.69	8.99	10.53	9.49
T6	7.67	8.43	10.33	8.45	9.90	8.96	8.39	9.21	11.61	9.49	11.12	9.96
T7	8.13	9.24	11.55	9.05	10.80	9.76	8.90	10.11	12.97	10.17	12.13	10.86
Mean (A)	7.41	8.49	10.25	8.29	9.59		8.10	9.29	11.09	9.28	10.62	
LSD 0.05		A= 0.40	B= 0.44	AB= 0.98				A= 0.62	B= 0.50	AB= 1.11		
	Herb dry weight/plant (g)											
T1	21.9	29.8	42.5	27.6	35.5	31.5	25.8	35.2	49.6	32.2	41.4	36.8
T2	25.2	33.9	49.9	29.1	39.2	35.4	29.7	40.0	58.0	33.9	45.6	41.5
T3	27.2	37.4	53.2	37.0	43.9	39.7	32.1	44.0	61.9	43.1	51.1	46.5
T4	24.4	32.4	46.8	28.5	38.3	34.1	28.9	38.3	54.4	33.3	44.6	39.9
T5	25.2	35.2	47.6	29.5	39.4	35.4	29.8	41.6	55.4	34.4	46.0	41.4
T6	26.4	38.0	54.0	32.3	44.3	39.0	31.3	44.8	60.9	37.7	51.6	45.3
T7	30.8	44.0	62.4	35.6	51.7	44.9	36.4	51.9	68.1	41.5	58.9	51.4
Mean (A)	25.9	35.8	50.9	31.4	41.8		30.6	42.3	58.3	36.6	48.5	
LSD 0.05		A= 1.3	B= 2.6	AB= 5.8				A= 1.8	B= 3.0	AB= 6.7		

VC1= Vermicompost (2.5 m<sup>3</sup>/fed), VC2= Vermicompost (5 m<sup>3</sup>/fed), HA = Humic acid (3 kg/fed), HA2 = Humic acid (6 kg/fed), T1= Control, T2= Chitosan (150 ppm), T3= Chitosan (300 ppm), T4= Amino acids (100 ppm), T5= Amino acids (200 ppm), T6= Dry yeast extract (5 g/l), T7= Dry yeast extract (10 g/l).

Table 4 shows the interaction effects of organic fertilizers and foliar biostimulants on coriander growth parameters during the 2022/2023 and 2023/2024 seasons. Most combinations significantly improved branch number, and herb dry weight compared to the control, except for control fertilization with T2 and T4 (no effect on branch numbers in the first and second seasons); and T2, T3, T4, T5, and T6 (no effect on herb dry weight during both seasons). The VC2 + T7 combination yielded the highest results: branch numbers of 11.55 and 12.97, and herb dry weights of 62.4 and 68.1 g. The HA2 + T7 combination was followed by branch numbers of 10.80 and 12.13, and herb dry weights of 51.7 and 58.9 g during both seasons, respectively. Vermicompost with dry yeast extract outperformed other treatments and the control in both seasons.

## 2. Yield attributes

Table 5 shows that applying VC and HA at all rates significantly increased fruit yield per plant and per feddan compared to the control in both seasons. The highest values were recorded with VC2, followed by HA2, with significant differences in fruit yield per plant in both seasons and in fruit yield per feddan in the first season, but no significant difference in fruit yield per feddan in the second season. VC2 increased and fruit yields by 67.8% and 77.9% over the control, yielding 1341.6 and 1565.0 kg/fed in the two seasons, respectively, compared to control yields of 798.9 and 879.2 kg/fed.

**Table 5. Impact of organic fertilizers types, foliar-applied biostimulants, and their interactions on fruit yield plant<sup>-1</sup> (g) and feddan<sup>-1</sup> (kg) of coriander during both growing seasons**

Biostimulant substances (B)	Organic manures (A)											
	First season						Second season					
	Control	VC1	VC2	HA1	HA2	Means (B)	Control	VC1	VC2	HA1	HA2	Mean (B)
Fruit weight plant <sup>-1</sup> (g)												
T1	14.6	18.9	24.5	17.7	23.5	19.8	16.1	20.8	29.0	21.4	28.4	23.1
T2	16.3	21.0	27.1	19.8	26.0	22.1	18.0	23.1	32.2	23.9	31.4	25.7
T3	19.7	25.0	32.5	23.6	31.1	26.4	21.8	29.4	38.5	28.5	37.5	31.1
T4	15.2	19.6	25.2	19.2	24.3	20.7	16.7	21.5	29.9	23.2	29.3	24.1
T5	17.6	22.7	29.3	21.0	28.2	23.8	19.3	26.9	34.7	25.4	34.0	28.1
T6	19.6	25.3	32.6	23.3	30.7	26.3	21.5	30.0	37.9	28.2	37.0	30.9
T7	22.8	29.5	40.1	28.2	37.9	31.7	25.0	34.9	44.3	34.0	42.8	36.2
Mean (A)	18.0	23.1	30.2	21.8	28.8		19.8	26.6	35.2	26.4	34.3	
LSD 0.05	A= 1.9		B= 1.1	AB= 2.5			A= 2.1		B= 1.3	AB= 2.9		
Fruit yield fed <sup>-1</sup> (kg)												
T1	650.5	840.6	1087.5	786.2	1043.7	881.7	716.4	923.1	1290.4	951.6	1260.4	1028.4
T2	726.1	935.1	1205.7	880.0	1157.7	980.9	798.1	1025.4	1429.7	1064.2	1396.8	1142.8
T3	874.1	1112.9	1442.9	1051.0	1383.7	1172.9	970.7	1306.4	1709.1	1268.7	1666.9	1384.4
T4	674.5	869.2	1121.3	852.8	1077.9	919.1	742.3	954.0	1330.2	1031.8	1300.8	1071.8
T5	782.7	1009.3	1302.8	933.3	1252.8	1056.2	859.7	1193.6	1544.1	1127.9	1510.5	1247.2
T6	869.9	1122.5	1449.8	1037.0	1362.9	1168.4	954.7	1331.7	1683.2	1252.8	1642.9	1373.1
T7	1014.8	1310.6	1781.0	1253.2	1682.3	1408.4	1112.3	1553.2	1968.6	1511.3	1904.3	1609.9
Mean (A)	798.9	1028.6	1341.6	970.5	1280.2		879.2	1183.9	1565.0	1172.6	1526.1	
LSD 0.05	A= 83.2		B= 50.5	AB= 112.9			A= 92.6		B= 59.0	AB= 131.9		

VC1= Vermicompost (2.5 m<sup>3</sup>/fed), VC2= Vermicompost (5 m<sup>3</sup>/fed), HA1= Humic acid (3 kg/fed), HA2= Humic acid (6 kg/fed), T1= Control, T2= Chitosan (150 ppm), T3= Chitosan (300 ppm), T4= Amino acids (100 ppm), T5= Amino acids (200 ppm), T6= Dry yeast extract (5 g/l), T7= Dry yeast extract (10 g/l).

Table 5 indicates that foliar application of biostimulants significantly enhanced yield attributes, increasing fruit yield compared to the control, except for T4, which showed no significant effect in both seasons. T7 provided the greatest improvement, increasing fruit yields by 60.1% and 56.7%, producing 1408.4 kg/fed and 1609.9 kg/fed compared to control yields of 881.7 and 1028.4 kg/fed in the two seasons, respectively.

Table 5 demonstrates that combining organic fertilizers with foliar biostimulants significantly increased fruit yield (g/plant and kg/fed) compared to untreated plants. The highest yields were achieved with VC2 + T7, followed by HA2 + T7, producing fruit yields of 1781.0 and 1968.6 kg/fed and 1682.3 and 1904.3 kg/fed compared to control yields of 650.5 and 716.4 kg/fed, in the first and second seasons, respectively.

### 3. Volatile oil production

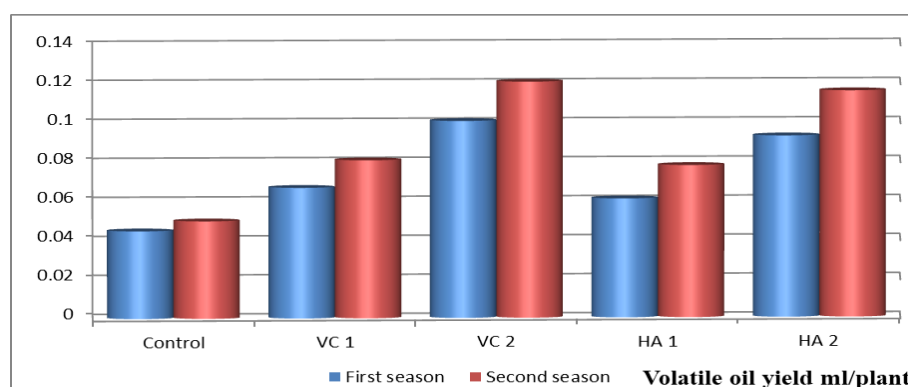
Table 6 and Figures 1 and 2 demonstrate that VC and HA significantly enhanced essential oil production. VC2 significantly increased essential oil percentages to 0.331% and 0.342% in the first and second seasons, respectively, compared to control values of 0.248% and 0.252%, reflecting increases of 33.5% and 35.7%. HA2 also showed significant effects, yielding 0.321% and 0.335% (increases of 29.4% and 32.9% over control). The VC2 followed by HA2 produced the highest oil content per plant (0.101 and 0.121 ml in the first season; 0.093 and 0.116 ml in the second season) (Figure 1) and essential oil yield per feddan (4.47 and 5.37 l/fed in the first season;

4.14 and 5.14 l/fed in the second season), compared to control yields of 2.00 and 2.24 l/fed (Figure 2).

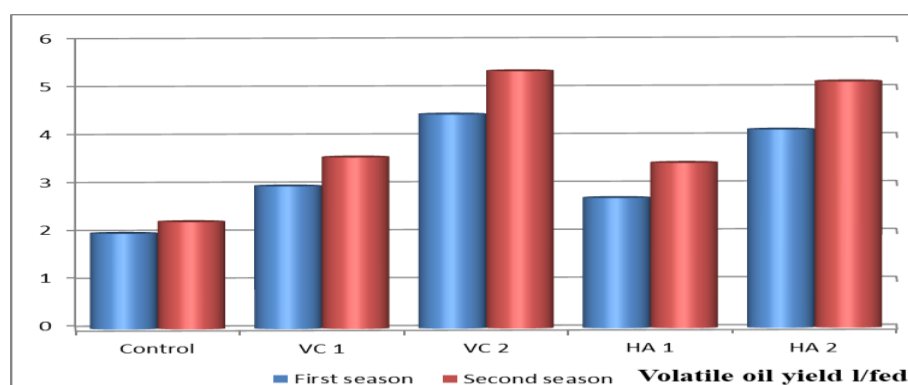
**Table 6. Impact of organic fertilizers types, foliar-applied biostimulants, and their interactions on volatile oil production of coriander during both growing seasons**

Biostimulant substances (B)	Organic manures (A)											
	First season						Second season					
	Control	VC1	VC2	HA1	HA2	Means (B)	Control	VC1	VC2	HA1	HA2	Mean (B)
	Volatile oil %											
T1	0.233	0.269	0.311	0.261	0.302	0.275	0.238	0.280	0.323	0.279	0.310	0.286
T2	0.239	0.276	0.319	0.268	0.310	0.283	0.250	0.297	0.342	0.288	0.332	0.302
T3	0.255	0.297	0.340	0.284	0.328	0.301	0.258	0.305	0.345	0.301	0.339	0.310
T4	0.236	0.272	0.314	0.264	0.305	0.278	0.239	0.289	0.334	0.281	0.324	0.293
T5	0.249	0.287	0.332	0.279	0.322	0.294	0.250	0.297	0.338	0.291	0.335	0.302
T6	0.254	0.294	0.339	0.284	0.330	0.300	0.255	0.304	0.347	0.295	0.344	0.309
T7	0.270	0.313	0.359	0.304	0.349	0.319	0.278	0.327	0.362	0.313	0.357	0.327
Mean (A)	0.248	0.287	0.331	0.278	0.321		0.252	0.300	0.342	0.292	0.335	
LSD 0.05	A= 0.003		B= 0.006		AB= 0.013		A= 0.008		B= 0.007		AB= 0.014	

VC1= Vermicompost (2.5 m<sup>3</sup>/fed), VC2= Vermicompost (5 m<sup>3</sup>/fed), HA1= Humic acid (3 kg/fed), HA2= Humic acid (6 kg/fed), T1= Control, T2= Chitosan (150 ppm), T3= Chitosan (300 ppm), T4= Amino acids (100 ppm), T5= Amino acids (200 ppm), T6= Active dry yeast (5 g/l), T7= Active dry yeast (10 g/l).

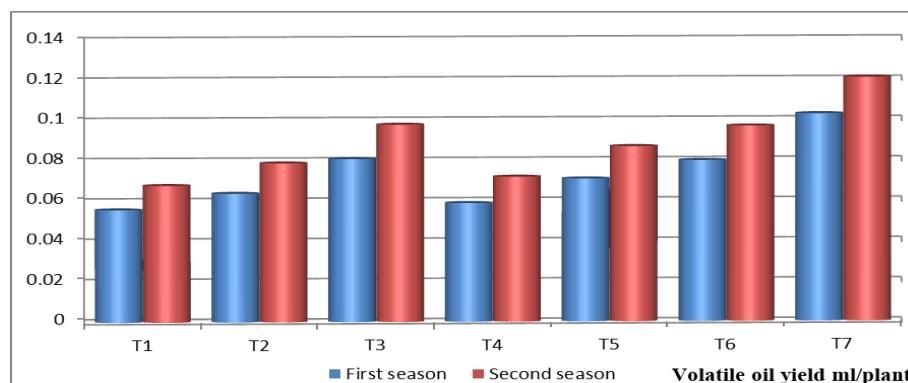


**Fig. 1. Impact of vermicompost and or/humic acid on volatile oil yield plant<sup>-1</sup> (ml) of coriander plant during both growing seasons. VC1= Vermicompost (2.5 m<sup>3</sup>/fed), VC2= Vermicompost (5 m<sup>3</sup>/fed), HA1= Humic acid (3 kg/fed), HA2= Humic acid (6 kg/fed).**

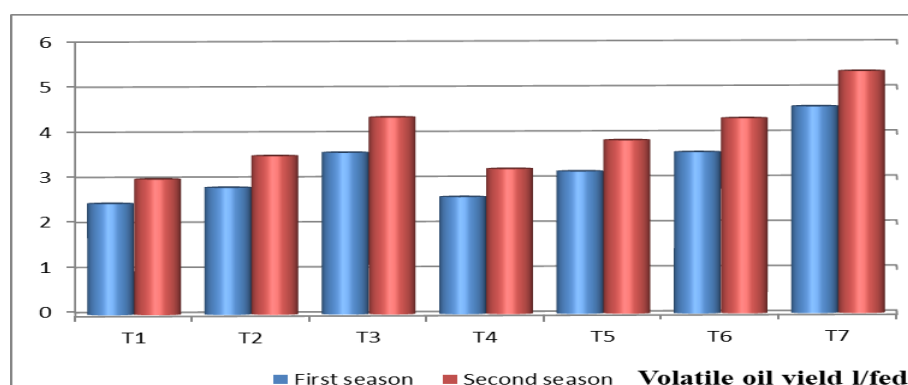


**Fig. 2. Impact of vermicompost and or/humic acid on volatile oil yield fed<sup>-1</sup> (l) of coriander plant during both growing seasons. VC1= Vermicompost (2.5 m<sup>3</sup>/fed), VC2= Vermicompost (5 m<sup>3</sup>/fed), HA1= Humic acid (3 kg/fed), HA2= Humic acid (6 kg/fed).**

Figures 3 and 4 indicate that foliar application of T7 was the most effective, achieving the highest volatile oil percentages (0.319% and 0.327%) and yields compared to the control, followed by T3 (0.301 and 0.310%) in both seasons. T7 produced volatile oil yields of 4.59 and 5.37 l/fed, and T3 yielded 3.59 and 4.37 l/fed, compared to control yields of 2.47 and 3.01 l/fed in the two seasons, respectively (Figure 4).

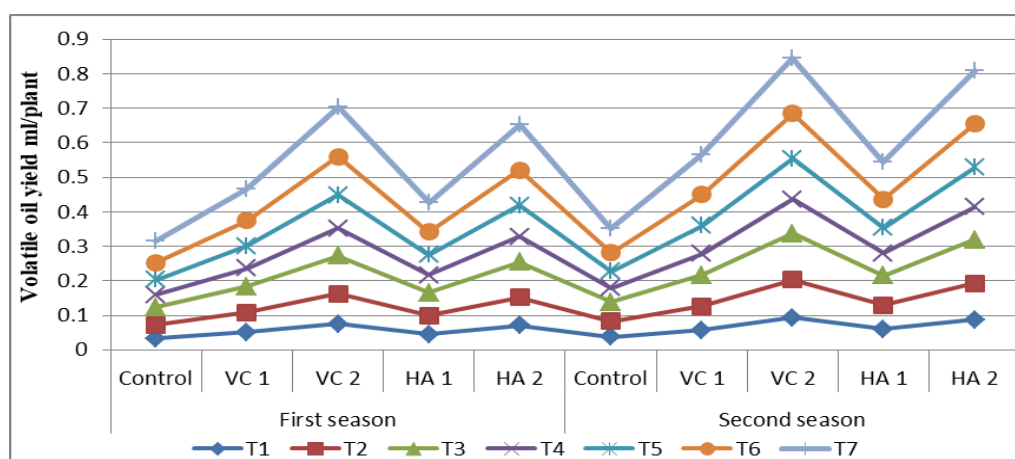


**Fig. 3.** Impact of biostimulants on volatile oil yield plant<sup>-1</sup> (ml) of coriander plant during both growing seasons. T1= Control, T2= Chitosan (150 ppm), T3= Chitosan (300 ppm), T4= Amino acids (100 ppm), T5= Amino acids (200 ppm), T6= Dry yeast extract (5 g/l), T7= Dry yeast extract (10 g/l).

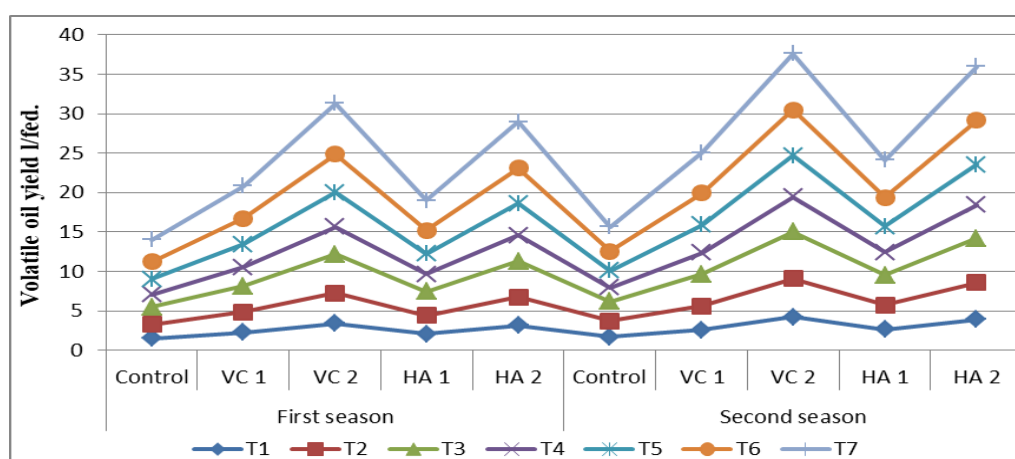


**Fig. 4.** Impact of biostimulants on volatile oil yield plant<sup>-1</sup> (l) of coriander plant during both growing seasons. T1= Control, T2= Chitosan (150 ppm), T3= Chitosan (300 ppm), T4= Amino acids (100 ppm), T5= Amino acids (200 ppm), T6= Dry yeast extract (5 g/l), T7= Dry yeast extract (10 g/l).

Table 6 and Figures 5 and 6 show that the interaction of treatments significantly affected volatile oil production. The combination of VC2 with T7 yielded the highest percentage, content, and yield of volatile oil, followed by HA2 with T7, compared to untreated plants. VC2 interactions consistently outperformed HA2 interactions. These treatments produced volatile oil yields of 6.40 and 7.13 l/fed in the first season and 5.88 and 6.79 l/fed in the second season, compared to control yields of 1.52 and 1.70 l/fed (Figure 6).



**Fig. 5.** Impact of interaction between organic fertilizer types and biostimulants on the on volatile oil yield plant<sup>-1</sup> (ml) of coriander plant during both growing seasons. VC1= Vermicompost (2.5 m<sup>3</sup>/fed), VC2= Vermicompost (5 m<sup>3</sup>/fed), HA1= Humic acid (3 kg/fed), HA2= Humic acid (6 kg/fed), T1= Control, T2= Chitosan (150 ppm), T3= Chitosan (300 ppm), T4= Amino acids (100 ppm), T5= Amino acids (200 ppm), T6= Active dry yeast (5 g/l), T7= Active dry yeast (10 g/l).

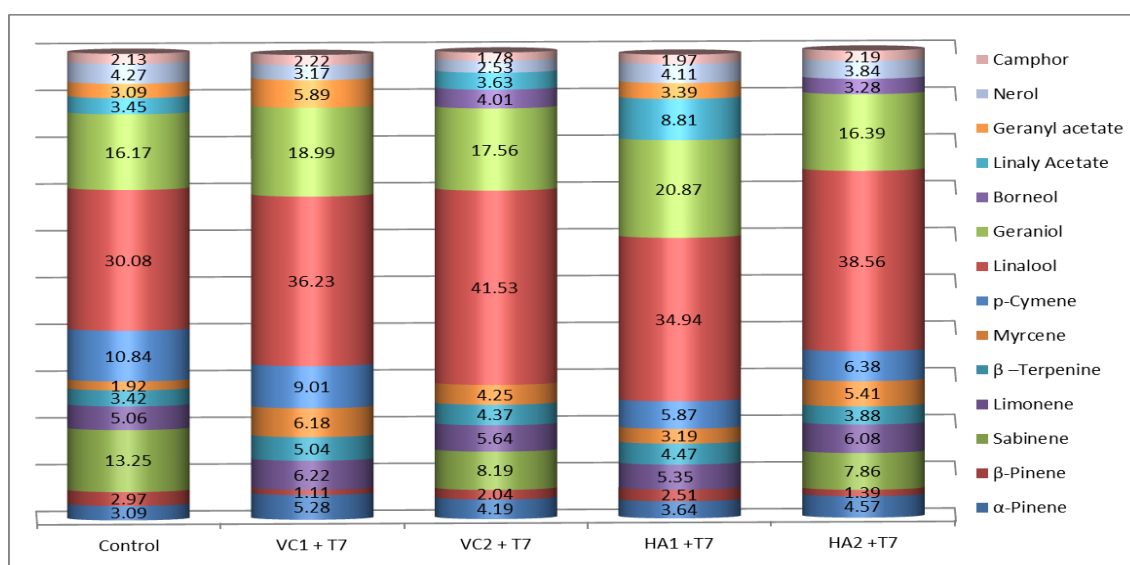


**Fig. 6.** Impact of interaction between organic fertilizer types and biostimulants on the on volatile oil yield plant<sup>-1</sup> (l) of coriander plant during both growing seasons. VC1= Vermicompost (2.5 m<sup>3</sup>/fed), VC2= Vermicompost (5 m<sup>3</sup>/fed), HA1= Humic acid (3 kg/fed), HA2= Humic acid (6 kg/fed), T1= Control, T2= Chitosan (150 ppm), T3= Chitosan (300 ppm), T4= Amino acids (100 ppm), T5= Amino acids (200 ppm), T6= Active dry yeast (5 g/l), T7= Active dry yeast (10 g/l).

#### 4. Chemical constituents of the volatile oil

Gas chromatography analysis (Figure 7) identified 14 compounds in coriander oil, with notable variations across treatments combining organic amendments (VC1, VC2, HA1 and HA2) and dry yeast extract (T7). Key findings include:  $\alpha$ -Pinene increased from 3.09% (control) to 5.28% (VC1 + T7), with 4.19% (VC2 + T7), 3.64% (HA1 + T7), and 4.57% (HA2 + T7).  $\beta$ -Pinene decreased from 2.97% (control) to 1.11–2.51% across treatments. Sabinene dropped significantly from 13.25% (control) to 8.19% (VC2 + T7) and 7.86% (HA2 + T7). Limonene rose slightly from 5.06% (control) to 6.22% (VC1 + T7) and remained higher (5.35–6.08%) in all treatments.  $\beta$ -

Terpinene increased from 3.42% (control) to 3.88–5.04%, peaking under VC1 + T7. Myrcene surged from 1.92% to 6.18% (VC1 + T7).  $\beta$ -Cymene decreased from 10.84% (control) but remained notable (5.87–9.01%). Linalool, the primary constituent, increased from 30.08% (control) to 34.94–41.53%, peaking under VC2 + T7. Geraniol rose from 16.17% (control) to 18.99% (VC1 + T7) and 20.87% (HA1 + T7). Borneol, absent in the control, reached 3.28–4.01% in three treatments, highest in VC2 + T7. linalyl acetate doubled from 3.45% to 8.81% (HA1 + T7). Geranyl acetate rose from 3.09% to 5.89% (VC1 + T7). Nerol slightly decreased from 4.27% (control) to 2.53–4.11%. Camphor rose from 2.13% (control) to 2.19–2.22% under HA2 + T7 and VC1 + T7. Overall, the treatments enhanced oxygenated monoterpenes (e.g., linalool, geraniol) and introduced compounds like borneol, with VC1 + T7 and HA1 + T7 most effective in boosting key aroma and bioactivity compounds.



**Fig. 7.** GLC of coriander volatile oil constituents % as affected by the interaction between organic fertilizer types with some biostimulants at second season (2023/2024). VC1= Vermicompost (2.5 m<sup>3</sup>/fed), VC2= Vermicompost (5 m<sup>3</sup>/fed), HA1= Humic acid (3 kg/fed), HA2= Humic acid (6 kg/fed), T1= Control, T2= Chitosan (150 ppm), T3= Chitosan (300 ppm), T4= Amino acids (100 ppm), T5= Amino acids (200 ppm), T6= Active dry yeast (5 g/ l), T7= Active dry yeast (10 g/ l).

## 5. Nitrogen, Phosphorus, and Potassium percentages

Table 7 highlights the effects of organic fertilizers on nutrient percentages during both seasons. VC2 was most effective for nitrogen, yielding 2.36% and 2.48% (increases of 32.6% and 31.9% over control), followed by HA2 with 2.29% and 2.42% (28.6% and 27.7% increases). For phosphorus, VC2 achieved the highest percentages (0.279% and 0.302%, up 21.8% and 21.3%), while HA2 recorded 0.256% and 0.278% (11.8% and 11.6% increases). For potassium, HA2 outperformed with 1.30% and 1.37%, followed by VC2 at 1.26% and 1.33%, showing increases of 32.7%, 31.7%, 28.6%, and 27.9% over control values of 0.98% and 1.04% in the 1<sup>st</sup> and 2<sup>nd</sup> seasons, respectively.

Table 7 shows that foliar application of biostimulants increased nitrogen, phosphorus, and potassium percentages compared to untreated plants in both seasons. T7 was the most effective, increasing nitrogen by 15.7% (first season) and 16.4% (second season), phosphorus by 19.0% and 19.1%, and potassium by 16.7% and 16.6% compared to the control during both seasons, respectively.

Table 7 reveals that the interaction of organic fertilizers and biostimulants significantly affected nutrient percentages in coriander's dried herb. The combination of VC2 with T7 achieved the highest nitrogen (2.45% and 2.58%) and phosphorus (0.303% and 0.330%) in both seasons, respectively. HA2 with T7 followed with nitrogen at 2.40% and 2.50% and phosphorus at 0.281% and 0.306% in the two seasons, respectively. For potassium, HA2 with T7 recorded the highest values (1.35% and 1.43%), followed by VC2 with T7 (1.32% and 1.39%), compared to the control in both seasons, respectively.

**Table 7. Impact of organic fertilizers types, foliar-applied biostimulants, and their interactions on nitrogen, phosphorus, and potassium percentages of coriander during both growing seasons.**

Biostimulant substances (B)	Organic manures (A)											
	First season						Second season					
	Control	VC1	VC2	HA1	HA2	Means (B)	Control	VC1	VC2	HA1	HA2	Mean (B)
N %												
T1	1.60	1.94	2.29	1.82	2.17	<b>1.97</b>	1.69	2.01	2.42	1.92	2.30	<b>2.07</b>
T2	1.76	2.08	2.32	2.05	2.30	<b>2.10</b>	1.88	2.20	2.45	2.17	2.43	<b>2.22</b>
T3	1.82	2.20	2.38	2.16	2.35	<b>2.18</b>	1.93	2.31	2.49	2.28	2.48	<b>2.30</b>
T4	1.70	2.04	2.31	2.03	2.22	<b>2.06</b>	1.79	2.15	2.44	2.14	2.35	<b>2.17</b>
T5	1.81	2.09	2.36	2.06	2.27	<b>2.12</b>	1.91	2.20	2.49	2.17	2.39	<b>2.23</b>
T6	1.76	2.19	2.41	2.11	2.35	<b>2.16</b>	1.86	2.31	2.48	2.23	2.48	<b>2.27</b>
T7	2.01	2.38	2.45	2.19	2.40	<b>2.28</b>	2.12	2.52	2.58	2.31	2.50	<b>2.41</b>
Mean (A)	1.78	2.13	2.36	2.06	2.29		1.88	2.24	2.48	2.18	2.42	
L.S.D 5 %		A= 0.09	B= 0.05	AB= 0.11				A= 0.08	B= 0.06	AB= 0.13		
P %												
T1	0.211	0.231	0.258	0.218	0.236	<b>0.231</b>	0.231	0.251	0.280	0.236	0.257	<b>0.251</b>
T2	0.223	0.244	0.272	0.241	0.249	<b>0.246</b>	0.242	0.265	0.296	0.262	0.271	<b>0.267</b>
T3	0.234	0.255	0.284	0.253	0.261	<b>0.257</b>	0.254	0.277	0.309	0.275	0.283	<b>0.279</b>
T4	0.221	0.242	0.270	0.235	0.248	<b>0.243</b>	0.241	0.263	0.294	0.256	0.269	<b>0.264</b>
T5	0.231	0.252	0.281	0.251	0.258	<b>0.255</b>	0.251	0.274	0.305	0.272	0.280	<b>0.276</b>
T6	0.233	0.254	0.284	0.249	0.260	<b>0.256</b>	0.253	0.276	0.303	0.270	0.281	<b>0.277</b>
T7	0.252	0.275	0.303	0.266	0.281	<b>0.275</b>	0.274	0.299	0.330	0.288	0.306	<b>0.299</b>
Mean (A)	0.229	0.250	0.279	0.245	0.256		0.249	0.272	0.302	0.266	0.278	
L.S.D 5 %		A= 0.008	B= 0.010	AB= 0.022				A= 0.009	B= 0.011	AB= 0.025		
K %												
T1	0.88	1.00	1.19	1.07	1.26	<b>1.08</b>	0.93	1.06	1.27	1.11	1.34	<b>1.14</b>
T2	0.97	1.13	1.27	1.15	1.28	<b>1.16</b>	1.03	1.19	1.34	1.21	1.35	<b>1.23</b>
T3	1.01	1.19	1.30	1.21	1.31	<b>1.20</b>	1.07	1.26	1.37	1.27	1.38	<b>1.27</b>
T4	0.94	1.12	1.22	1.12	1.27	<b>1.13</b>	0.99	1.18	1.29	1.19	1.35	<b>1.20</b>
T5	1.00	1.13	1.25	1.15	1.30	<b>1.17</b>	1.06	1.20	1.32	1.22	1.38	<b>1.23</b>
T6	0.97	1.16	1.29	1.20	1.32	<b>1.19</b>	1.03	1.23	1.37	1.28	1.37	<b>1.25</b>
T7	1.11	1.20	1.32	1.31	1.35	<b>1.26</b>	1.17	1.27	1.39	1.38	1.43	<b>1.33</b>
Mean (A)	0.98	1.13	1.26	1.17	1.30		1.04	1.20	1.33	1.24	1.37	
L.S.D 5 %		A= 0.04	B= 0.03	AB= 0.07				A= 0.03	B= 0.03	AB= 0.07		

VC1= Vermicompost (2.5 m<sup>3</sup>/fed), VC2= Vermicompost (5 m<sup>3</sup>/fed), HA1= Humic acid (3 kg/fed), HA2= Humic acid (6 kg/fed), T1= Control, T2= Chitosan (150 ppm), T3= Chitosan (300 ppm), T4= Amino acids (100 ppm), T5= Amino acids (200 ppm), T6= Active dry yeast (5 g/l), T7= Active dry yeast (10 g/l).

## Discussion

Vermicompost and humic acid are key organic amendments in modern agriculture, enhancing soil fertility and crop productivity while supporting sustainable practices. Vermicompost, formed through earthworm and microbial breakdown of organic matter, is a nutrient-rich, peat-like material with high porosity, aeration, drainage, and water-holding capacity (Atiyeh *et al.*, 2002; Arancon *et al.*, 2005). It provides readily available nutrients (nitrates, phosphates, calcium, and potassium), improving soil structure, root development, and nutrient uptake, which increases biomass, plant height, and vegetative growth (Edwards *et al.*, 2004; Lazcano *et al.*, 2010). Research indicates vermicompost boosts umbel numbers, seed yield, and essential oil content in crops like cumin (Nejad and Moghaddam, 2011) and French basil (Anwar *et al.*, 2005), while enhancing produce quality in strawberries (Arancon *et al.*, 2004) and rice (Mishara, 2005). Humic acid promotes plant growth through hormone-like effects, enhancing respiration, photosynthesis, and protein synthesis (Zandonadi *et al.*, 2006). It complexes with potassium, stimulates soil microbial activity, and improves nutrient availability (calcium, nitrogen, phosphorus, trace minerals) (Fan *et al.*, 2014; Yazdani *et al.*, 2014). Additionally, it enhances shoot development via increased Rubisco activity, thus boosting photosynthetic efficiency (Abaszadeh *et al.*, 2018); lowers soil pH for better nutrient uptake (Akladios and Mohamed, 2018); and increases phosphorus solubility and secondary metabolite production (Schiavon *et al.*, 2010), supporting growth and stress tolerance in crops like *Ocimum* sp. (El-Sayed *et al.*, 2015), coriander (Sharifirad, 2018), and parsley (Tuncay *et al.*, 2019).

This study demonstrates that biostimulant treatments, including chitosan, amino acids, and dry yeast extract, significantly enhance coriander productivity through multiple physiological mechanisms. Chitosan acts as a growth regulator, stimulating nitrogen metabolism, photosynthesis, and protein synthesis, while improving water-use efficiency and stress tolerance by regulating stomatal function and inducing defense responses such as phytoalexin accumulation and enzyme activation (Ortmann and Moerschbacher, 2006; Górnik *et al.*, 2008; Iriti *et al.*, 2009; Sultana *et al.*, 2017; Khan *et al.*, 2018; Lim *et al.*, 2015). It also promotes nutrient and water uptake, cell enlargement, and hormone production (e.g., indole-3-acetic acid and gibberellic acid), supporting growth in various plants (Guan *et al.*, 2009; Algam *et al.*, 2010; Chookhongkha *et al.*, 2012; Mondal *et al.*, 2013; Malekpoor *et al.*, 2016; Salachna *et al.*, 2017). Foliar application of amino acids enhances plant growth by stimulating phytohormone synthesis (IAA and gibberellic acid), increasing biomass, and serving as a readily available nitrogen source for synthesizing essential compounds like vitamins and pigments (Phillips, 1971; Thon *et al.*, 1981; Arbid and Marquardt, 1985; Walter and Nawacki, 1987; Kamar and Omar, 1987). Amino acids also improve nutrient uptake, mitigate biotic stress, and promote secondary metabolite production (e.g., glucosinolates and flavonoids), enhancing photosynthesis and vegetative growth (Bidwell, 1979; Kowalczyk and Zielony, 2008; Wink, 2010; Shaheen *et al.*, 2010; Papenfus *et al.*, 2013). The study highlights the significant role of dry yeast extract in enhancing coriander productivity through its diverse physiological and biological effects. Rich in vitamin B, yeast extract supports plant growth and helps control fungal

diseases (Tarrow and Nakase, 1975). It contains a complex mix of constituents, including dry matter, proteins, phytohormones (IAA, cytokinins), essential amino acids (e.g., tryptophan, methionine, lysine), and nutrients like nitrogen, phosphorus, potassium, and magnesium (Abou-Zaid, 1984; Nagodawithana, 1991). These components promote dry matter accumulation, increase endogenous phytohormone levels (IAA, cytokinins), reduce abscisic acid, and enhance nutrient availability, thereby improving plant growth and development (Heikal, 2005; Mady, 2009; Khalil and Ismael, 2010).

## Conclusion

This field study demonstrated that vermicompost, humic acid, and foliar biostimulants (chitosan, amino acids, and dry yeast extract) significantly increased coriander seed yield and essential oil content. Combined applications of these organic amendments and biostimulants outperformed individual treatments, enhancing vegetative growth, seed production, and volatile oil content and composition. These results underscore the effectiveness of integrated organic-biological fertilization as a sustainable alternative to synthetic inputs in medicinal herb production, improving soil structure, nutrient dynamics, and plant metabolic processes while supporting ecological agriculture and maintaining crop performance and quality.

## References

- Abaszadeh, F.R., Shoor, M., Tehranifar, A., Abedi, B. and Safari, N. (2018). Effects of humic acid and fulvic acid on some morphological characteristics of geranium. *Journal of Horticulture Science*, 32(1): 35-50.
- Abou-Zaid, M. (1984). Biochemical studies on fodder yeast. Ph.D. Thesis Faculty of Agriculture. Cairo University, Egypt.
- Abu-Dahi, Y. M. and Al-Younis, M.A. (1988). Plant Nutrition. Hand book Ministry of Higher Education and Scientific Research. Univ. of Baghdad. 411.
- Ahmad, M. and Ashraf, M. (2010). Humic acid modulates growth, ionic relations, and hormonal balance of drought-stressed maize plants. *Acta Physiologiae Plantarum*, 32(1): 15-24.
- Ahmed, A.H. and Abd El-Hameed, H.M. (2003). Growth uptake of some nutrients and productivity of Red Roomy vines as affected by spraying of some amino acids, magnesium and boron. *Minia J. of Agric. Res. Develop.*, 23(4): 649-666.
- Ahmed, F.F., Abdelaal Salah, A.H.M., El-Masry, E.M.A. and Farag, W.B.M.M. (2014). Response of superior grapevines to foliar application of some micronutrients, calcium, amino acids and salicylic acids. *World Rural Observ.*, 6(3): 57-64.
- Ahmed, F.F., Mohamed, M.A., Abd ElAal, A.M.K. and Amin, M.M. (2007). Response of Red Roomy grapevines to application of amino acids and some micronutrients. The third Conf. of Sustain Agric. And Develop. Fac. of Agric. Fayoum Uni., 150-170.
- Akladios, S.A. and Mohamed, H.I. (2018). Ameliorative effects of calcium nitrate and humic acid on the growth, yield component and biochemical attributes of pepper (*Capsicum annuum*) plants grown under salt stress. *Sci. Hortic.*, 236: 244-250.

- Algam S., Xie G., Li B., Yu S., Su T. and Larsen J. (2010). Effects of *Paenibacillus* strains and chitosan on plant growth promotion and control of *Ralstonia wilt* in tomato. *Journal of Plant Pathology*, 92: 593-600.
- Altaf, A., Nawaz, F., Majeed, S., Ahsan, M., Ahmad, K.S., Javeed, H.M., and Farman, M. (2023). Foliar humic acid and salicylic acid application stimulates physiological responses and antioxidant systems to improve maize yield under water limitations. *JSFA Reports*, 3: 119-128.
- Ampong, K., Thilakaranthna, M.S. and Gorim, L.Y. (2022). Understanding the role of humic acids on crop performance and soil health. *Front Agron.*, 4: 848621.
- Analytical Software (2008). Statistix version 9, analytical software, Tallahassee, Florida, USA.
- Anwar, M., Patra, D.D., Chand, S., Alpesh, K., Naqvi, A.A. and Khanuja, S.P.S. (2005). Effect of organic manures and inorganic fertilizer on growth, herb and oil yield, nutrient accumulation, and oil quality of French basil. *Commun. Soil Sci. Plant Anal.*, 36: 1737-1746.
- AOAC (1990). *Official Methods of Analysis*. 15<sup>th</sup> Ed. Association of Official Analytical Chemists, Inc., Virginia, USA.
- Arancon, N., Edwards, C.A., Bierman, P., Welch, C. and Metzger, J.D. (2004). Influences of vermicomposts on field strawberries: 1. Effects on growth and yields. *Bioresource Technology*, 93: 145-153.
- Arancon, N.Q., Edwards, C.A., Bierman, P., Metzger, J.D. and Lucht, C. (2005). Effects of vermicomposts produced from cattle manure, food waste and paper waste on the growth and yield of peppers in the field. *Pedobiol.*, 49: 297-306.
- Arbid, M.S.S. and Marquardt, R.R. (1985). Hydrolysis of the toxic constituents (vicine and convicine) in (*faba bean*) food preparation following treatment with B. glucosidase. *J. Sci. Food Agric.*, 36: 839-846.
- Asgharipour, M.R. (2012). Effect of vermicompost produced from municipal solid waste on growth and yield of Isabgol (*Plantago ovata* Forsk) and cumin (*Cuminum cyminum*), *Journal of Medicinal Plants Research*, 6(9): 1612-1618.
- Atiyeh, R.M., Arancon, N., Edwards, C.A. and Metzger, J.D. (2002). The influence of earthworm processed pig manure on the growth and productivity of marigolds. *Biores. Tech.*, 81: 103-108.
- Balaji, S., Kulkarni, M., Reddy, B.S., Patil, B.C. and Divakara, A. (2006). Influence of vermicompost and in situ vermiculture on the quality attributes and saleable yield in China aster. *Scientific Horticulture*, 10: 217-221.
- Bidwell, R.G.S. (1979). *Plant physiology*, 2<sup>nd</sup> Ed., 236-238, Macmillan Publishing Co., Inc. New York.
- Chookhongkha, N., Miyagawa, S., Jirakiattikul, Y., & Photchanachai, S. (2012). Chili growth and seed productivity as affected by chitosan. In *Proceedings of the International Conference on Agriculture Technology and Food Sciences (ICATFS'2012)*, Manila, Philippines (pp. 17-18).

- Danesh-Talab, S., Mehrafarin, A., Labbafi, M., Qavami, N., Qaderi, A., and Naghdi Badi, H. (2014). Responses of fenugreek (*Trigonella foenum-graecum* L.) to exogenous application of plant growth regulators. *Trakia J. Sci.*, 2: 142-148.
- Darzi, M. T., Haj Seyyed Hadi, M., and Rejali, F. (2010). Effects of vermicompost and biological phosphate fertilizers on yield and yield components of the medicinal plant *Pimpinella anisum*. *The Scientific-Research Quarterly of Medicinal and Aromatic Plants of Iran*, 26(4): 452-465.
- Darzi, M.T., Haj Seyyed Hadi, M., and Rejali, F. (2011). Effects of applying manure and biological fertilizers on biomass yield, seed yield, and essential oils content of coriander. *The Quarterly of Medicinal Plants*, Year 11, second series, special edition, 9: 77-90.
- Das, S. and Mukherjee, A. (2015). Gibberellins and humic acids: interactive effects on growth and development of rice. *Environmental and Experimental Botany*, 111: 99-107.
- De Azevedo, I.G., Olivares, F.L., Ramos, A.C., Bertolazi, A.A., and Canellas, L.P. (2019). Humic acids and *Herbaspirillum seropedicae* change the extracellular H<sup>+</sup> flux and gene expression in maize roots seedlings. *Chem. Biol. Technol. Agri.*, 6: 1-10.
- Dias, A.M.A., Cortez A.R., Barsan M.M., Santos J.B., Brett C.M.A. and De Sousa H.C. (2013). Development of greener multi-responsive chitosan bio-materials doped with biocompatible ammonium ionic liquids. *ACS Sustainable Chem. Eng.*, 1(11): 1480-1492.
- Dima, C.; Ifrim, G.A.; Coman, G.; Alexe, P.; Dima, S. (2016). Supercritical CO<sub>2</sub> extraction and characterization of *Coriandrum sativum* L. Essential Oil. *J. Food Process Eng.*, 39: 204-211.
- Dreccer, M.F., Oijen, M. and Schapendonk, A. (2000). Dynamics of vertical leaf nitrogen distribution in a vegetative wheat. Impact on canopy photosynthesis. *Annals of canopy Botany*, 86: 821-31.
- Edwards, C.A., Domínguez, J. and Arancon, N.Q. (2004). The influence of vermicomposts on plant growth and pest incidence. In, S.H Shakir and W.Z.A. Mikhail, (Eds). *Soil Zoology for Sustainable Development in the 21<sup>st</sup> century*: 397-420
- El-Sayed, A.A., El-Hanafy, S.H. and El-Ziat, R.A. (2015). Effect of chicken manure and humic acid on herb and essential oil production of *Ocimum sp.* *American-Eurasian J. Agric. & Environ. Sci.*, 15 (3): 367-379.
- El-Tohamy, W.A., El-Abagy, H.M. and El-Greadly, N.H.M. (2008). Studies on the effect of putrescine, yeast and vitamin C on growth, yield and physiological responses of eggplant (*Solanum melongena* L.) under sandy soil conditions. *Australian Journal of Basic and Applied Sciences*, 2(2): 296-300.
- El-Yazal, S.A. and Somida, E.G. (2007). A comparative studies on growth, yield and chemical constituents of *Nigella sativa* L. (black cumin) plants as affected by applied different sources organic and mineral fertilizers. *Fayoum J. Agric. Res. & Dev.*, 21(2): 269-281.
- Eun, J. B., Maruf, A., Das, P. R., and Nam, S. H. (2020). A review of encapsulation of carotenoids using spray drying and freeze drying. *Critical reviews in food science and nutrition*, 60(21): 3547-3572.

- Fan, H.M., Wanga, X.W., Sun, X., Li, Y.Y., Sun, X.Z. and Zheng, C.S. (2014). Effects of humic acid derived from sediments on growth, photosynthesis and chloroplast ultrastructure in chrysanthemum. *Sci. Hortic.*, 177: 118-123.
- Ganesan, P., Phaiphon, A., Murugan, Y. and Baharin, B. (2013). Comparative study of bioactive compounds in curry and coriander leaves: An update. *J. Chem. Pharm. Res.*, 5: 590-594.
- García, A.C., Santos, L.A., de Souza, L.G.A., Tavares, O.C.H., Zonta, E. and Gomes, E.T.M. (2016). Vermicompost humic acids modulate the accumulation and metabolism of ROS in rice plants. *J. Plant Physiol.*, 192: 5663.
- Ghania, M., Safa, N. and Badia, S. (2015). Effect of feeding on different ways and concentrations of organic fertilizer humax in pulse growth (*Phaseolus vulgaris* L.). *Damascus Univ. Agric. Sci.*, 31(2): 39-50.
- Ghazanfari, N., Mortazavi, S.A., Yazdi, F.T. and Mohammadi, M. (2020). Microwave-assisted hydrodistillation extraction of essential oil from coriander seeds and evaluation of their composition, antioxidant and antimicrobial activity. *Heliyon*, 6: e04893.
- Gomez, K.A. and Gomez, A.A. (1984). Statistical procedures for agricultural research, John Wiley & Sons.
- Górník K., Mieczysław, G. and Romanowska-Duda, B. (2008). The effect of chitosan on rooting of grapevine cuttings and on subsequent plant growth under drought and temperature stress. *J. of Fruit and Ornamental Plant Res.*, 16: 343.
- Guan, Y. H. Jin, W. Xian and Chenia, S. (2009). Seed priming with chitosan improves maize germination and seedling growth in relation to physiological changes under low temperature stress. *J. Zhejiang Univ. Sci.*, 10: 427-433.
- Guenther, Z. and Joseph, S. (1978). Handbook Series in Chromatography. CRC Press, Inc.
- Haghighi, M., da Silva, J.A.T., Mozafariyan, M. and Roustaii, F. (2012). Humic acid affects the germination of basil and cumin and alleviates the negative impacts of salinity and drought stress. *Med Aroma Plant Sci. Biotechnol.*, 6: 63-67.
- Hajlaoui, H., Arraouadi, S., Noumi, E., Aouadi, K., Adnan, M., Khan, M.A., Kadri, A. and Snoussi, M. (2021). Antimicrobial, antioxidant, anti-acetylcholinesterase, antidiabetic, and pharmacokinetic properties of *Carum carvi* L. and *Coriandrum sativum* L. essential oils alone and in combination. *Molecules*, 26: 3625.
- Hegab, M.H., Ahmed, F.F. and Ali, A.H. (1997). Influence of spraying active dry yeast on growth and productivity of Valencia orange trees (*Citrus sinensis* L.). First Scientific Conf., Assiut, Fac. of Agric.
- Heikal, A.M. (2005). Effect of some organic and biofertilization on the growth production and composition of thyme (*Thymus Vulgaiss*, L) plants M.Sc. Thesis. Fac. Agric. Mina Univ.
- Hidalgo, P.R., Matta, F.B. and Harkess, R.L. (2006). Physical and chemical properties of substrates containing earthworm castings and effects on marigold growth. *HortScience*, 41(6): 1474-1476.
- Huang, H., Nakamura, T., Yasuzawa, T. and Ueshima, S. (2020). Effects of *Coriandrum sativum* on Migration and Invasion Abilities of Cancer Cells. *J. Nutr. Sci. Vitaminol.*, 66: 468-477.

- Iriti, M., Picchi, V., Rossoni, M., Gomarasca, S., Ludwig, N., Gargano, M. and Faoro, F. (2009). Chitosan antitranspirant activity is due to abscisic acid-dependent stomatal closure. *Environ. Exp. Bot.*, 66: 493-500.
- Jackson ML. 1973. Soil chemical analysis, Prentice Hal Inc., New Jersey, USA.
- Jahan, M., Nasiri Mahallati, M., Salari, M. D. and Ghorbani, R. (2010). Effects of time of applying manure and of application of various biological fertilizers on qualitative and quantitative characters of *Cucurbita pepo*. *Journal of Agronomic Research of Iran*, 8(4): 726-737.
- Kacňániová, M., Galovičová, L., Ivanišová, E., Vukovic, N.L., Štefániková, J., Valková, V., Borotová, P., Žiarovská, J., Terentjeva, M. and Felšöciová, S. (2020). Antioxidant, antimicrobial and antibiofilm activity of coriander (*Coriandrum sativum* L.) essential oil for its application in foods. *Foods*, 9: 282.
- Kamar, M.E. and Omar, A. (1987). Effect of nitrogen levels and spraying with animol-forte (amino acids salvation) on yield of cucumber and potatoes. *J. Agric. Mansoura Univ.*, 12(4): 900 -907.
- Kamatou, G.P.P. and Viljoen, A.M. (2008). Linalool-A review of a biologically active compound of commercial importance. *Nat. Prod. Commun.*, 3: 1183-1192.
- Kashyap, P.L., Xiang, X. and Heiden, P. (2015). Chitosan nanoparticle based delivery systems for sustainable agriculture. *International journal of biological macromolecules*, 77: 36-51.
- Khalil, S.E. and Ismael, E.G. (2010). Growth, yield and seed quality of *Lupinus termis* as affected by different soil moisture levels and different ways of yeast application. *Journal of American Sci.*, 6(8):141-153.
- Khan, R., Manzoor, N., Zia, A., Ahmad, I., Ullah, A., Shah, S.M., Naeem, M., Ali, Sh., Khan, I.H., Zia, D. and Malik, S.H. (2018). Exogenous application of chitosan and humic acid effects on plant growth and yield of pea (*Pisum sativum*). *Inter J. Biosci.*, 12(5):43-50
- Koşar, M. özek, T., Kurkcuoglu, M. and Başer, K.H.C. (2007). Comparison of microwave-assisted hydrodistillation and hydrodistillation methods for the fruit essential oils of *Foeniculum vulgare*. *Journal of Essential Oil Research*, 19: 426-429.
- Kowalczyk, K. and Zielony, T. (2008). Effect of amino plant and asari on yield and quality of lettuce grown on rock wool. *Conf. of bio stimulators in modern agriculture*; 7.8 February 2008, Warsaw.
- Lal, R. (2016). Soil health and carbon management. *Food Energy Secur.*, 5: 212-222.
- Lazcano, C., Sampedro, L., Zas, R. and Dominguez, J. (2010). Assessment of plant growth promotion by vermicompost in different progenies of Maritime pine (*Pinus pinaster* Ait.). *Compost Science and utilization*, 18(2): 111-118.
- Lim, C.W., Baek, W., Jung, J., Kim, J.H. and Lee, S.C. (2015). Function of ABA in stomatal defense against biotic and drought stresses. *Int. J. Mol. Sci.*, 16: 15251-15270.
- Madian, A.M. and Refaai, M.M. (2011). The synergistic effect of using B vitamins with two amino acids tryptophan and methionine in Thompson seedless grapevines. *Minia J. of Agric. Res. & Develop.*, 31(1): 100-121.

- Malekpoor, F., Pirbalouti, A.G. and Salimi, A. (2016). Effect of foliar application of chitosan on morphological and physiological characteristics of basil under reduced irrigation. *Res. On Crops*, 17(2): 354-359.
- Mandal, S. and Mandal, M. (2015). Coriander (*Coriandrum sativum* L.) essential oil: Chemistry and biological activity. *Asian Pac. J. Trop. Med.*, 5: 421-428.
- Medani, A.R. (2006). Response of Egyptian lupine (*Lupinus termis* Forssk.) plants grown in calcareous soil to active dry yeast at different concentrations. *Fayoum J. Agric. Res. Dev.*, 16(1): 107-116.
- Mekhemar, G.A.A. and Al-Kahal, A.A. (2002). Enhancement of growth, nodulation and yield of bean plants by soil inoculation with *Saccharomyces cerevisiae*. *Bull. Fac. Agric., Cairo Univ.*, 53: 489-502.
- Mishra, M.S, Rajani, K., Sahu-Sanjat, K. and Padhy Rabindra, N. (2005). Effect of vermicomposted municipal solid wastes on growth, yield and heavy metal contents of rice (*Oryza sativa*). *Fresenius Environ Bull*, 14: 584-590.
- Mohamed, S.A. (2005). Phytochemical studies on common bean (*Phaseolus vulgaris* L.) plants as affected by foliar fertilizer and active dry yeast under sandy soil conditions. *Egypt. J. Appl. Sci.*, 20(5): 539-559.
- Mondal M., Malek M., Puteh A. and Ismail M. (2013). Foliar application of chitosan on growth and yield attributes of mungbean (*Vigna radiata* (L.) Wilczek). *Bangladesh J. of Botany*, 42: 179-183.
- Moradir (2009). Study of the effects of biological and organic fertilizers on yield, yield components, and essential oils content of fennel. M.Sc. Thesis, the Agriculture College of Ferdowsi University of Mashhad.
- Narayanagowda, J. V. (2003). Effect of vermicompost and biofertilizers on growth and yield of gerbera (*Gerbera jamesonii* L.) cv. Local. National Symposium on Recent Advances in Indian Floriculture, Vellanikara, India, Kerala Agricultural University, p.19.
- Nasr-Allah, A.Y. (2012). Medicinal plants. First edition. Dar Al-Hikma Printing and Publishing House, Baghdad University, Ministry of Higher Education and Scientific Research, University of Baghdad, p. 459.
- Nejad, S.A.H. and Moghaddam, R.P. (2011). Evaluation of compost, vermicompost and cattle manure application on yield, yield components and essential oil percent in cumin (*Cuminum cyminum*). *J. Hort. Sci.*, 24: 142-148.
- Newcomb, C.J. (2003): Humic Matter in Soil and the Environment, Principles and Controversies. *Soil Sci. Soc. Am. J.*, 79: 1520.
- Ortmann, I., and Moerschbacher, B.M. (2006). Spent growth medium of *Pantoea agglomerans* primes wheat suspension cells for augmented accumulation of hydrogen peroxide and enhanced peroxidase activity upon elicitation. *Planta*, 224: 963-970.
- Papenfus, H.B., Kulkarn, M.G., Strik, W.A., Finnie, J.F. and Van Studen, J. (2013). Effect of a commercial seaweed extract (KelpekR) and polyamides on nutrient deprived (N, P and K) of okra seedling. *Sci. Hort. Amsterdam*, 151: 142-146.
- Peniston Q.P. and Johnson, E. (1980). Process for the manufacture of chitosan. US Patent, 4(195): 175-179.

- Phillips, I.D.J. (1971). Introduction to the biochemistry and physiology of plant growth hormones. Mc. Grow-Hill Book Company. Poland.
- Prajapati, D., Pal, A., Dimkpa, C., Singh, U., Devi, K.A., Choudhary, J.L. and Saharan, V. (2022). Chitosan nanomaterials: A prelim of next-generation fertilizers; existing and future prospects. *Carbohydrate Polymers*, 288: 119356.
- Riseh, R.S., Hassanisaadi, M., Vatankhah, M., Soroush, F. and Varma, R.S. (2022b). Nano/microencapsulation of plant biocontrol agents by chitosan, alginate, and other important biopolymers as a novel strategy for alleviating plant biotic stresses. *International Journal of Biological Macromolecules*, 222: 1589-1604.
- Riseh, R.S., Tamanadar, E., Hajabdollahi, N., Vatankhah, M., Thakur, V.K. and Skorik, Y.A. (2022a). Chitosan microencapsulation of rhizobacteria for biological control of plant pests and diseases: Recent advances and applications. *Rhizosphere*, 23: 100565.
- Saeednezhad, A.H. and Moghaddam, P. (2010). Effects of organic fertilizers including vermicompost and manure on yield and yield components of cumin. *The Journal of Horticultural Sciences (Agricultural Sciences and Industries)*, 24(2): 142-148.
- Salachna, P., Byczyńska, A., Jeziorskaand, I. and Udycz, E. (2017). Plant growth of *Verbena bonariensis*, L. after chitosan, gellan gum or iota-carrageenan foliar applications. *World Scientific News*, 62: 111-123.
- Scandar, S., Zadra, C. and Marcotullio, M.C. (2023). Coriander (*Coriandrum sativum*) polyphenols and their nutraceutical value against obesity and metabolic syndrome. *Molecules* 28: 4187.
- Schiavon, M., Pizzeghello, D., Muscolo, A., Vaccaro, S., Francioso, O. and Nardi, S. (2010). High molecular size humic substances enhance phenylpropanoid metabolism in maize (*Zea mays* L.). *J. Chem. Ecol.*, 36: 662-669.
- Shadanpour, F., Torkashvand, A.M. and Majd, K.H. (2001). The effect of cow manure vermicompost as the planting medium on the growth of Marigold. *Annals of Biological Research*, 2(6): 109-115.
- Shaheen, A.M., Rizk, F.A., Habib, H.A.M. and Abd El-Baky, M.M.H. (2010). Nitrogen soil dressing and foliar spray by sugar and amino acids and affected the growth, yield and its quality of onion plant. *J. Amer. Sci.*, 6: 420-427.
- Sharif, R., Mujtaba, M., Ur Rahman, M., Shalmani, A., Ahmad, H., Anwar, T., Tianchan, D. and Wang, X. (2018). The multifunctional role of chitosan in horticultural crops; a review. *Molecules*, 23(4): 872.
- Sharifirad, M. (2018). Effect of different levels of humic acid on growth and physiological parameters of coriander (*Coriandrum sativum*, L.). M.Sc. Thesis, University of Zabol, Iran.
- Sharma-Natu, P. and Ghildiyal, M. (2005). Potential targets for improving photosynthesis and crop yield. *Current Sci.*, 88(12): 1918–1928.
- Shoaib, H., Ayyildiz, H.F., Ismail, U. and Kara, H. (2023). Antimicrobial Activity of Coriander. In *Handbook of Coriander (Coriandrum sativum)*, 1st ed.; CRC Press: Boca Raton, FL, USA, pp. 123-144.

- Silva, F., Ferreira, S., Queiroz, J.A. and Domingues, F.C. (2011). Coriander (*Coriandrum sativum* L.) essential oil: Its antibacterial activity and mode of action evaluated by flow cytometry. *J. Med. Microbiol.*, 60(10): 1479-1486.
- Singh, S.Y.P. (2007). Effect of vermicomposting on the growth and productivity of marigold (*Tagetes erecta* L.) an important medicinal and ornamental herb. (Recent Progress in Medicinal Plants). *Phytomedicines*, 16: 615-621.
- Somida, E.G., El-Yazal, Sawsan, A. and El-Yazal, M.A. (2005). Effect of active dry yeast and potassium as foliar spray fertilization on growth and chemical constituents of roselle plants (*Hibiscus sabdariffa* L.). *Egypt J. of Appl. Sci.*, 20(12B): 451-470.
- Stevenson, F.J. (1982). Humus chemistry; genesis, composition, reactions. *Soil Sci.*, 135: 129-130.
- Sultana, S., Islam, M., Khatun, M.St., Hassain, M. and Huque, R. (2017). Effect of foliar application of oligo-chitosan on growth, yield and quality of tomato and eggplant. *Asian J. of Agricultural Res.*, 11(2): 36-42.
- Tarrow, D. and Nakase, A. (1975). DNA bas composition of spaces of the genus *saccharomyces*. *Antonie Van Leeu wenhoek*, 41: 8.
- Thon, M., Maretzki, A., Korner, E. and Soki, W.S. (1981). Nutrient uptake and accumulation by sugar cane cell culture in relation to growth cycle. *Plant Cell Tiss. Org.*, 1: 3-14.
- Tortoura, E.A.A. (2001). Response of pea plants to yeast extract and two sources of N-fertilizers. *J. Agric. Sci. Mansoura Univ.*, 26 (12): 887-791.
- Tuncay, T., Şener, A. and Esin, B. (2019). Determination of the effect of humic acid on growth and development parameters of parsley (*Petroselinum sativum* Hoffm.) grown in boron soil. *Not. Bot. Horti. Agrobi.*, 47(1): 183-193.
- Walter, G.R. and Nawacki, E. (1987). Alkaloids biology metabolism in Plants. Planum Press., NY. 152 pp.
- Warade, A.P., Golliwar, V.J., Chopde, N., Lanje, P.W. and Thakre, S.A. (2007). Effect of organic manures and bio-fertilizers on growth, flowering and yield of Dahlia. *Journal of Soils & Crops*, 17(2): 354-357.
- Wink, M. (2010). Biochemistry of plant secondary metabolism, Wiley-Blackwell Annual Plant Reviews 2<sup>nd</sup> ed., APR Volume 40.
- Yazdani, B., Nikbakht, A. and Etemadi, N. (2014). Physiological effects of different combinations of humic and fulvic acid on gerbera. *Commun. Soil Sci. Plant Anal.*, 45: 1357-1368.
- Zandonadi, D.B., Canellas, L.P. and Rocha Facanha, A. (2006). Indole acetic and humic acids induce lateral root development through a concerted plasmalemma and tonoplast H<sup>+</sup> pumps activation. *Planta*, 225: 1583-1595.
- Zarandi, T.S.M.K., Rezvani Moghaddam, P. and Jahan, M. (2011). Effects of organic and chemical fertilizers on yield and percentage of essential oils content of the medicinal plant basil. *The Journal of Agricultural Ecology*, 2(1): 63-74.

## دراسة تأثير إضافة كمبوست الديدان وحمض الهيوميك والمنشطات الحيوية على نمو وإنتاجية وخصائص الزيوت العطرية لنباتات الكزبرة

أحمد علي محمود<sup>1\*</sup>، مصطفى فتحي إبراهيم<sup>1</sup>، حسن محمد السيد<sup>2</sup>، فاطمة أحمد فؤاد<sup>3</sup>

<sup>1</sup>قسم البساتين، كلية الزراعة، جامعة الأزهر، أسيوط، مصر.

<sup>2</sup>قسم الاراضي والمياه، كلية الزراعة، جامعة الأزهر، أسيوط، مصر.

<sup>3</sup>المعمل المركزي للزراعة العضوية، مركز البحوث الزراعية، الجيزة، مصر.

### الملخص

أجريت هذه التجربة على مدار موسمين متتاليين (2023/2022 ، 2024/2023) بمزرعة كلية الزراعة، جامعة الأزهر، أسيوط، مصر، لدراسة تأثير نوعين من السماد العضوي (كمبوست الديدان وحمض الهيوميك) والرش الورقي بالمنشطات الحيوية (الشيتوزان، الأحماض الأمينية، مستخلص الخميرة الجافة) على النمو الخضري، والمحصول، وإنتاج الزيوت الطيارة، والتركيب الكيميائي لنباتات الكزبرة. من بين خمس معاملات للسماد العضوي، حقق التسميد بكمبوست الديدان بمعدل 5 متر مكعب للفدان أفضل النتائج، حيث أظهرت النباتات أعلى عدد للفروع، وأثقل وزن للعشب الجاف، وأعلى إنتاج من الثمار، وجودة أفضل للزيوت الطيارة. كما أدى الرش الورقي لمستخلص الخميرة الجافة بمعدل 10 جرام لكل لتر إلى تحسين ملحوظ في النمو الخضري، والمحصول، ومحتوى الزيوت الطيارة، والتركيب الكيميائي للكزبرة. حقق التداخل بين إضافة كمبوست الديدان بمعدل 5 متر مكعب للفدان مع الرش بمستخلص الخميرة الجافة بمعدل 10 جرام لكل لتر أعلى القيم في جميع الصفات، مما أظهر تأثيراً تآزرياً حسن أداء النبات بشكل ملحوظ. يُنصح بمعاملة نباتات الكزبرة بكمبوست الديدان بمعدل 5 متر مكعب للفدان مع الرش بمستخلص الخميرة الجافة بمعدل 10 جرام لكل لتر لتحسين النمو والإنتاجية وجودة الزيوت العطرية.

**الكلمات المفتاحية:** الزيوت الطيارة ، المنشطات الحيوية ، الكزبرة ، حمض الهيوميك، كمبوست الديدان